

USING DATA TO DRIVE RESULTS

How SM2015 uses data to Reduce Health Disparities in Mesoamerica

Jennifer Nelson, MPH
Technical Officer
Salud Mesoamérica 2015 Initiative





Numbers to results...

Commitments


Challenges

Changes




Numbers to results...

Anemia

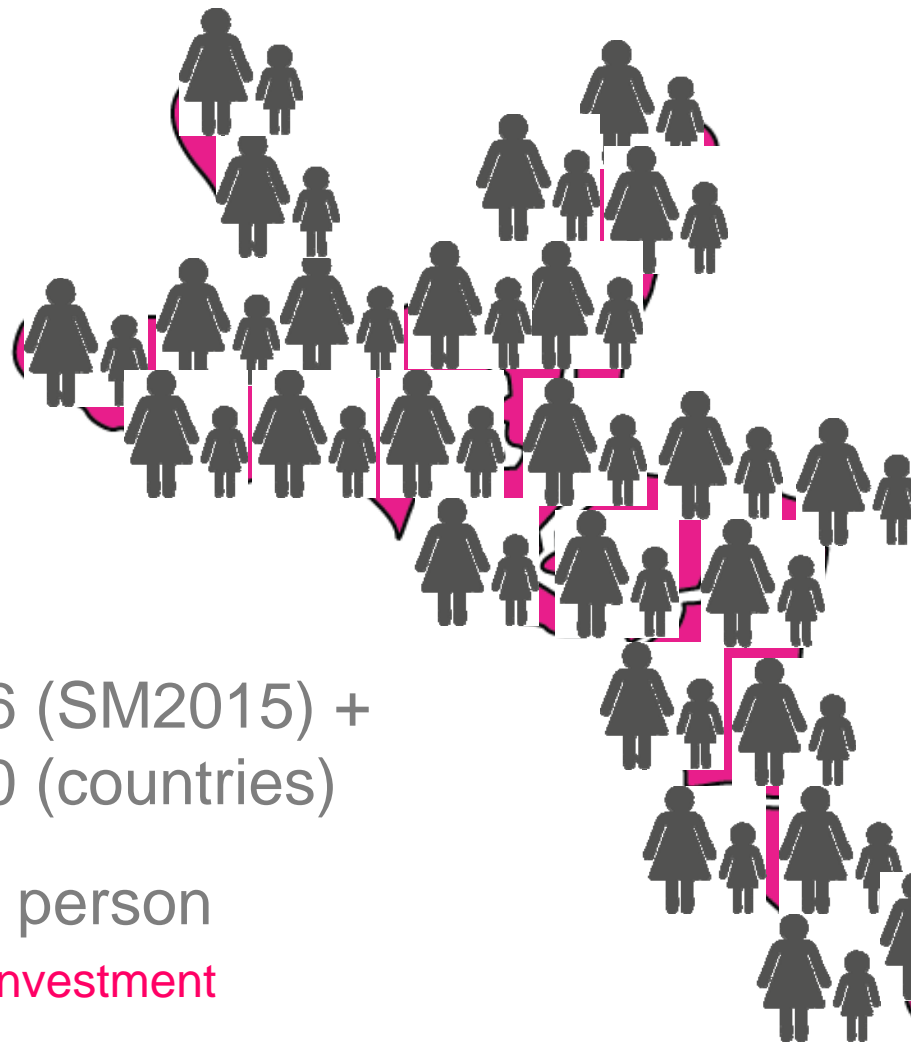


Numbers to results...

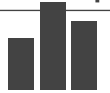
Anemia



Numbers to results...



15,000 +

 \$ \$66 (SM2015) +
\$40 (countries)

\$30 per person
x3 public investment

Commitments

- ◉ 80 indicators in 18 months
- ◉ 6 national policy changes
- ◉ >150 indicators in 5 years

▼ **15pp** | anemia

Commitments

- ◉ 80 indicators in 18 months
- ◉ 6 national policy changes
- ◉ >150 indicators in 5 years

▼ **10pp**

unmet need
contraception

Commitments

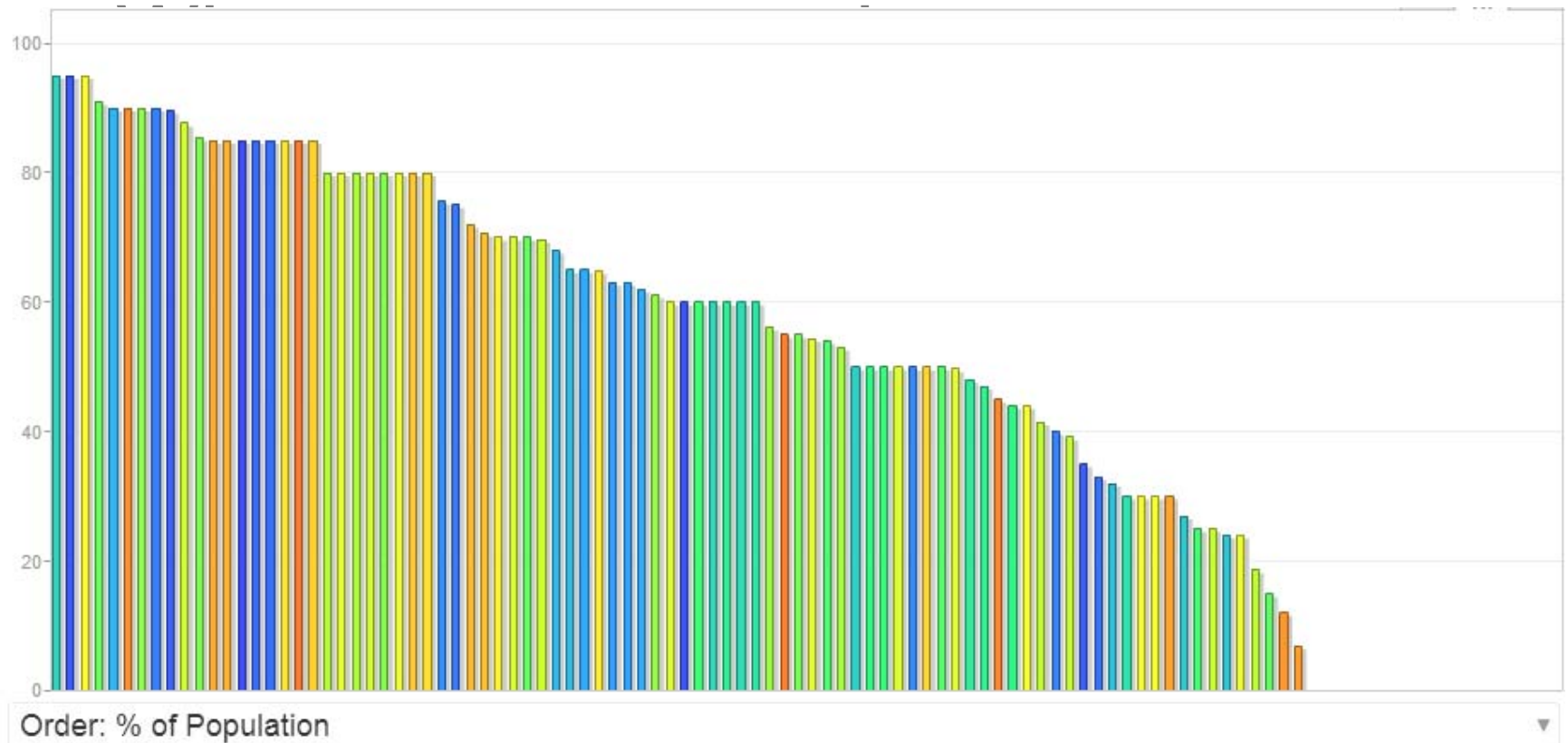
- ◉ 80 indicators in 18 months
- ◉ 6 national policy changes
- ◉ >150 indicators in 5 years

▼ **85 %**

complications
treated
(according to standards)

Challenge

Where we are...



Commitment: Chiapas

- 85% effective vaccination coverage



Challenge
improving the
cold chain

Commitment: El Salvador

- ◉ Reduction of Anemia in Children 6-23 months by 10 PP



Challenge

rapid approval of national norm

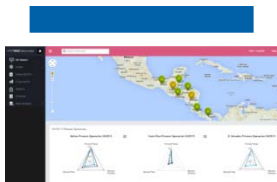
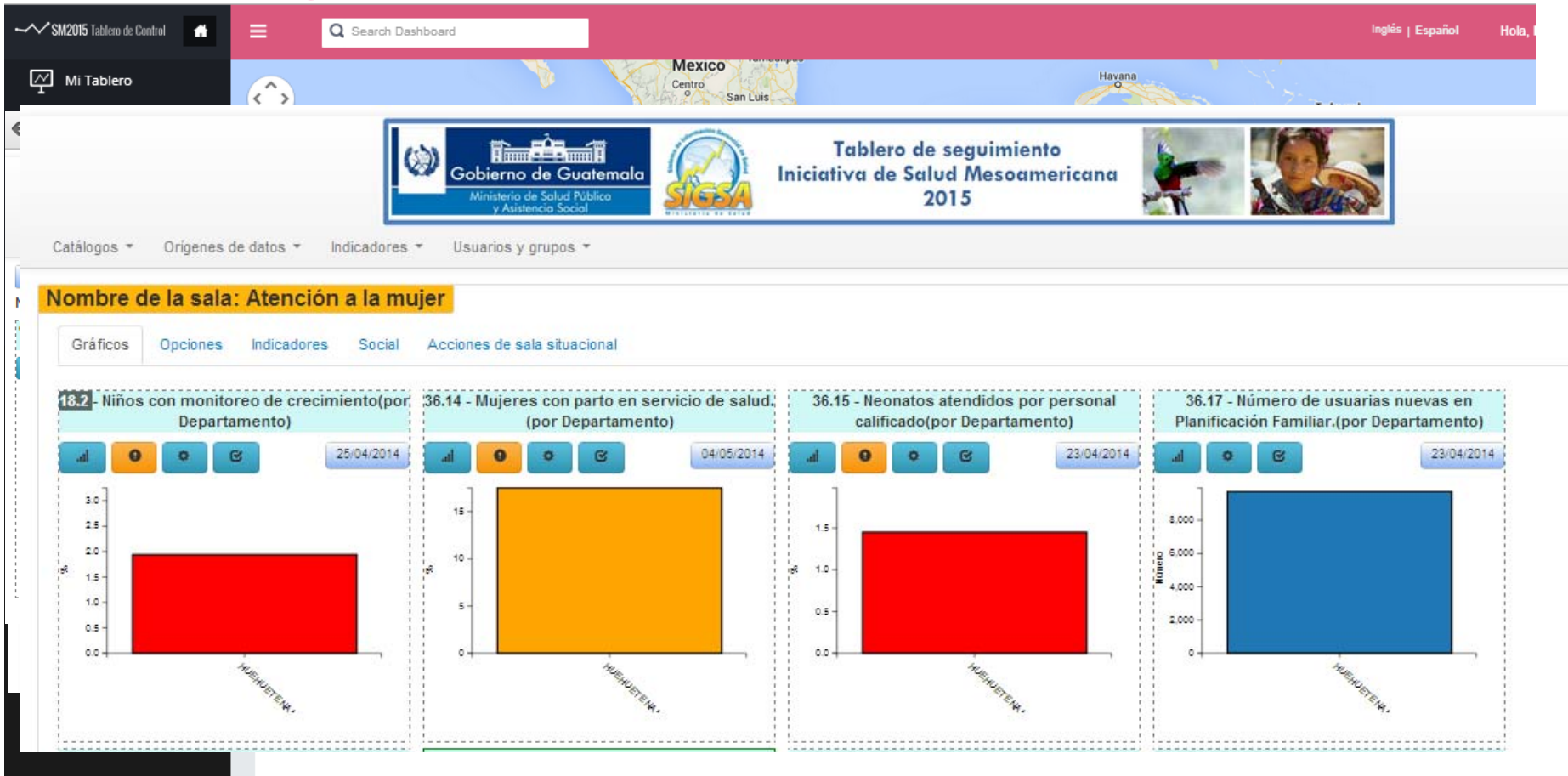
Commitment: Belize

- 72% obstetric complications handled according to the norms



Challenge
quality
innovation fund

Change: Make and Monitor



Commitments



Challenges



Changes





saludmesoamerica2015.org



MINISTERIO
DE ASUNTOS EXTERNOS
Y COOPERACIÓN



BILL & MELINDA
GATES *foundation*



Banco
Interamericano
de Desarrollo